




# Deco Gel™ Gelled Acid Stain


www.DirectColors.com  
877.255.2656



Shifting Sand



Cola




Azure Blue



Avocado



Black



Malayan Buff



Coffee Brown



Sea Grass



English Red



Desert Amber

Color	First Appearance of Color	Final Appearance	Minimum Reaction Time
Azure Blue	Light Blue	Medium Blue	2 Hours
Coffee Brown	Greenish Brown	Dark Brown	2 Hours
English Red	Greenish Brown	Reddish Brown	4 Hours
Avocado	Greenish Brown	Greenish Yellow	2 Hours
Malayan Buff	Greenish Black	Golden Tan	8 Hours
Cola	Greenish Brown	Brownish Red	2 Hours
Black	Dark Brown	Black	3-4 Hours
Shifting Sand	Greenish Brown	Greenish Tan	2-3 Hours
Desert Amber	Greenish Brown	Straw Color/Tan	6-7 Hours
Sea Grass	Greenish Brown	Greenish Brown	2-3 Hours

Deco Gel™ Gelled Acid Stain is easy to apply and won't drip or run. Each stain color is formulated to match our liquid acid stain line. Deco Gel was designed to apply color to:

- Garden Décor
- Statuary
- Borders
- Stencils
- Vertical Surfaces
- Free-hand Art/Intricate Designs



# Deco Gel™ Gelled Acid Stain

## Technical Data

**Limitations and Restrictions:** The ten standard colors shown are for applications to either gray or white cement based products. **The color chart should be used as a guide. Test areas or samples are always recommended prior to job application as they may differ significantly from what is shown.** Deco Gel™ Gelled Acid Stains produce a wide variety of finished colors depending on many factors including, but not limited to, age of the existing concrete project, mix design, finishing techniques, base colors of concrete and surface permeability. **Avocado, Sea Grass and Azure Blue Deco Gel™ Gelled Acid Stains are indoor stains only and should not be applied to a wet or damp surface as this will produce a black or brown spotted appearance affect.** Refer to the Deco Gel™ Gelled Acid Stain technical data sheet for additional information.

**Product Descriptions & Uses:** Deco Gel™ Gelled Acid Stains are designed to enhance new and existing concrete surfaces by adding decorative and unique shades of color. The variegated and translucent color effects are a result of the unique formulation of blended acid metallic salts in a slightly acidic gel-based solution. Depending on the color selected, the process creates a variation of earth tone colors similar to the oxidation of a copper roof or the patina of a bronze sculpture.

The stains lightly etch and penetrate new or existing concrete and chemically form permanent insoluble colored precipitates that remain inside the concrete pores. Deco Gel™ Gelled Acid Stains can be used to color other cement based materials including, but not limited to, self leveling and other topping systems, gunite, cement plaster, stucco, and shotcrete. However, the product was designed for hard-to-color vertical surfaces, statuary or more intricate floor work.

Deco Gel™ Gelled Acid Stains are superior in durability and abrasion resistance to that of concrete surfaces coated with acrylic stains or other types of paint which can wear or delaminate. Because of the chemical reaction with concrete, Deco Gel™ Gelled Acid Stains become part of the surface and will not chip, crack, peel, fade or wear only as to the wear of the concrete. This variegated finish includes a wide drift in each of the colors that is not considered a defect, but rather a reason this method of concrete coloration is chosen. Our ten standard colors that can give you numerous appearance variations by applying over one another.

**Materials and Composition:** Deco Gel™ Gelled Acid Stains are composed of a unique formulation of blended metallic salts, in an acidic, water based solution. These metallic salts penetrate and react with the chemical substance in concrete to deposit the colors into the pores of the concrete. Each color is composed of a complex proprietary formulation containing no pigments or resins. This formulation creates a more effective chemical reaction and deeper color penetration.

**Application Recommendations:** Deco Gel™ Gelled Acid Stains should not be used to cover or disguise blemishes or errors in construction. Deco Gel may accent finishing marks or blemishes in concrete in an unpredictable manner or fail to stain the surface at all depending on the nature of the blemish.

Deco Gel™ Gelled Acid Stains require various times of activation in order to achieve optimal performance. Because of this, when stains are first applied they appear different than their end result. Each individual concrete surface will produce varying, unique results. Some of the many factors that can affect the appearance include, but are not limited to:

finishing technique, mix designs, curing practices, age, condition of concrete, porosity of concrete and base color of surface.

**Application and Color effects:** Many different affects and appearances can be achieved using Deco Gel™ Gelled Acid Stain. No two projects are the same as acid staining is an artistic process. **Test samples help determine both if the surface can be successfully acid stained as well as to select the best colors for your project. When preparing the surface to be stained, do not use an acid wash or use muratic acid to clean the surface, as this will remove the free lime needed for its reaction in the concrete.** Experienced applicators may want to sand the surface prior to staining using a floor polisher with a maximum of 50-100-grit mesh or paper. The function this will serve is to open the pores of the surface. The surface must then be cleaned thoroughly and completely dry before applying stain. For machine troweled or excessively polished floors, apply **DCI Hard Troweled Floor Prep** to open the pores of the concrete before staining. To avoid costly application errors, drop a teaspoon or less of stain onto the concrete before applying stain to an entire floor. If the stain produces a fizzing reaction, your surface is ready for staining. If not, the concrete may have been cleaned with muratic acid, machine-troweled or water-proofed during the pouring process. For more information contact Direct Colors or visit our website, [www.directcolors.com](http://www.directcolors.com).

**Application:** The appearance of the finished product is influenced by the manner in which it is applied. The application of the Deco Gel™ Gelled Acid Stain will vary according to size, design, and desired effect. The most common tools used to apply Deco Gel™ Gelled Acid Stain are foam brushes, paint brushes or foam rollers. Avoid nap rollers as they apply the gel too thickly on the surface. For a more variegated effect, use a plastic dry wall trowel for application. Artist's brushes can also be used to apply the gel in hard-to-reach crevices, particularly on concrete statuary.

When applying stain to the surface, you should notice a light "fizzing" reaction with the concrete. Deco Gel™ Gelled Acid Stain can be applied in a one or two coat process. There is no need to rinse surface between coats. As the Gel dries and processes, an alkali and minerals residue will form on the surface. This is completely normal and is part of the reaction process. Each stain needs different times to activate and fully color the concrete, generally from two to eight hours. Check your stain's activation time before beginning the job. Stains can be left on the surface for longer but not less than the activation time. If you are working on a countertop project, use a timer to insure the same activation time for each of the countertop sections.

As the gel dries, a flaky crust will form on the surface and can be wiped off. If you'd like a darker color, leave the stain on longer than the minimum time required and/or apply a second coat of Deco Gel™ Gelled Acid Stain to the concrete. Many factors determine how dark the stain will take such as age of concrete, cement content and weathering. To see the true color of your stain while the stain is still processing, dampen the surface using a spray bottle with water. The water will help simulate the color you can expect to achieve after your project has been properly sealed. Keep in mind that once you seal your surface, the final appearance will be slightly darker. More than one color of Deco Gel™ Gelled Acid Stain can be applied to the concrete if desired.

After the final coat of your stain has been applied and completely dried, remove the residue by spraying or otherwise applying a solution of sodium bicarbonate (baking soda) and water to neutralize the surface. Mix 1-2 tablespoons of

baking soda to one gallon of water. Scrubbing with a nylon brush and soapy water may be necessary to remove stubborn debris. Continue cleaning and rinsing until nothing but clear water comes off the concrete.

Once the surface has been properly neutralized, cleaned, and is completely dry, apply the sealer of your choice to protect the finish and add luster to the concrete. We recommend water-based sealers for garden decor or statuary projects if the sealer is to be hand applied. Solvent-based sealers can be used for floors, walls or similar applications.

**Sizes:** Deco Gel™ Gelled Acid Stains are available in quarts (.94 liters) and five gallon (18.9 liters) containers. Samples kits are available with all colors for testing purposes.

**Coverage:** Coverage will vary widely depending on the porosity, texture of surface, application technique, age of concrete, number of applications and various other factors. A typical gallon should give you a cover approximately 200 square feet. (18.58 square meters)

**Shelf Life:** The typical shelf life of our Deco Gel™ Gelled Acid Stain is one year from date of purchase. Containers should always be stored out of direct sunlight, tightly closed and upright.

**Warranty:** Since no control is exercised over the products use, Direct Colors warrants only that our products are of consistent quality within manufacturing tolerances. No other oral or written representation or statement of any kind, express or implied, now or hereafter made is authorized or warranted. The sellers and manufactures obligations under this warranty shall be limited to refunding the purchase price of that portion of the material proven defective. Seller and/or manufacturer will not be liable for special, incidental or consequential damages, including for delays or lost profits. Communication of this warranty and its limitations to end-users is not the responsibility of Direct Colors Inc. but should be communicated by those in direct contact with the end user. Any claim regarding product defect must be received in writing three months from the date of manufacture. No claim will be considered without such written notice or after the specified time interval.

**Cautions:** DANGER! OXIDIZER! CAUSES EYE AND SKIN IRRITATION AND POSSIBLE BLINDNESS. MAY BE FATAL IF SWALLOWED, INHALED, OR ABSORBED THROUGH SKIN. PROLONGED OR REPEATED BREATHING MIGHT CAUSE ULCERATION OR PERFORATION OF NASAL MEMBRANES. EXPOSURE TO BROKEN SKIN MAY RESULT IN ULCERS. KEEP OUT OF REACH OF CHILDREN! ALWAYS WEAR A MASK, GOGGLES AND GLOVES DURING APPLICATION.

**Questions? Contact Us:**

**Direct Colors Inc.**

**430 E. 10th St.**

**Shawnee, OK 74801**

**405-275-6657 OFFICE**

**405-275-2815 FAX**

**info@directcolors.com**

**877-255-2656**

**www.DirectColors.com**