



Plum



Black



Cumin



Cinnabar



Maple



Olive



Pumpkin



Yukon Gold



Aztec Brown



Fiery Orange




Gray



Crimson



Tweed



Charcoal




Fern Green



Milano Red



Sunset Tan



Driftwood



Chocolate



Wheat



Nutmeg



Russet



Tangerine



Cafe Royale



Silver Gray



Khaki



Light Charcoal



Buff




Auburn



Tan



Blue



White



Goldenrod

- One step color and seal
- Perfect for commercial and residential floors
- Use with DCI Concrete Dye to create accents and color diversity



Tinted Concrete Sealer Technical Data



Why Choose a Tinted Concrete Sealer?

Tinted Concrete Sealers provide a cost effective, easy to apply, one-step color option for indoor or outdoor concrete surfaces. You can use a tinted concrete sealer to restore faded exterior concrete or to quickly add color to commercial floors. Nothing can beat this product for speed and ease of use. Direct Colors offers both solvent and water-based tinted concrete sealers suitable for any concrete project. DCI Tinted Concrete Sealer is not paint. They remain translucent and do not hide imperfections in the concrete. Direct Colors offers tinted concrete sealer in 30 color options to choose from. The colors will appear different from the color chart if used on previously colored concrete. While a pre-application test is always important, it is highly recommend under these circumstances. Apply a single coat of clear concrete sealer using a nap roller or pump-up sprayer over the tinted sealer for more uniform wear on outdoor concrete. DCI Tinted Sealer Samples are available for testing, touch-up work or smaller projects.



Surface Preparation, Mixing Instructions and Application:

The concrete should be clean, free of any loose debris and de-laminating sealer before applying. Power washing outdoor concrete on a low setting will quickly and easily remove any unwanted material. Tinted concrete sealer can be applied to previously sealed concrete as long as the sealer is still properly adhered to the surface and is not flaking, tacky, milky or otherwise damaged. To avoid unwanted chemical reactions and application problems, do not apply DCI Tinted Concrete Sealers on top of unknown sealers. When recoating over previously applied sealers, always use the same type of sealer. For example, recoat using a solvent based sealer if that is the type of sealer originally applied to the concrete.

The method used to apply sealer depends on the type of surface and the variety of sealer used. Tinted solvent-based sealers can be either sprayed or applied with an applicator and are appropriate for both indoor and outdoor applications. Water-based sealers are low in odor and applied using a 3/8 inch nap roller and are preferred for occupied homes/offices and for all basements applications due to the fumes. Always use caution when applying solvent-based sealers, particularly indoors. All DCI Tinted Concrete Sealer products must be shaken well before and during use to insure even pigment distribution during application. Failure to properly shake to combine the sealer will result in uneven color results.



Coverage Rate and Drying Time: DCI Tinted Sealer coverage rate for the average concrete slab is 200 sq. ft. per gallon and is influenced by several factors, including surface porosity, existing color, texture, age and desired final concrete color. Rougher, more porous concrete will require additional product to completely seal the surface. Outdoor concrete requires two tinted sealer coats and one clear sealer coat for added durability and more even wearing over time. The clear sealer top coat should be reapplied once every two years for most outdoor areas. Indoor floors should be waxed after applying two tinted sealer coats. Concrete wax must be reapplied over the life of the floor as often as needed to protect the underlying sealer. Solvent Based Sealers require 4-6 hours of dry time between coats while Water Based Sealers require a minimum of 10-12 hours. See our complete How To Apply Tinted Sealer Instructions for additional application instructions.

For color variation and added interest on floors sealed with Tinted Concrete Sealer, apply one or more DCI Concrete Dye colors. Direct Colors offers over 40 concrete dye colors to choose from to quickly and easily create subtle highlights on indoor floor projects.

Color Available in the Following Sealer Varieties:

- Sprayable Satin Finish Solvent-based Sealer
- AC1315 High Gloss Solvent-based Sealer
- DCI Water-based Satin Finish Sealer