



Goldenrod



Olive



Crimson



Driftwood



Cafe Royale



Plum



Black



Cumin



Cinnabar




Maple



Pumpkin



Yukon Gold



Aztec Brown



Fiery Orange



Gray




Tweed



Charcoal



Fern Green



Milano Red



Sunset Tan



Chocolate



Wheat



Nutmeg



Russet



Tangerine



Silver Gray




Khaki



Light Charcoal



Buff



Auburn




Tan

- Affordably Refinish Previously Colored and Sealed Patios, Driveways, Walkways and More!
- Samples and Sample Kits Available for Testing and Color Selection
- Easy to Use, Fast Drying Outdoor Concrete Stain



Liquid Colored Antique Technical Data



Refresh and Restore Previously Colored Outdoor Concrete with Liquid Colored Antique!

Colored Concrete Patios are our number one project. Whether they're acid stained or integrally colored, a faded, dull patio is not a sight to behold. Several years ago Direct Colors formulated an easy-to-use concrete stain to renew and restore color to faded outdoor concrete. Nothing could be easier to apply or do a better job of quickly reviving color, especially on broomed, textured or stamped concrete.

As long as the concrete sealer is still in good condition, the product can be applied directly to the surface. On smooth surfaces, the pigment will collect where you spray it most heavily to create color depth. On textured surfaces, the pigment will flow to the lowest part of the impression adding natural looking highlights. Liquid Colored Antique is a fast, easy-to apply and cost effective alternative to resurfacing colored concrete. Clean, Stain and Seal! No extra clean up between steps!



Liquid Colored Antique is available in 30 colors and is perfect for porous, outdoor concrete that can't be easily acid stained or colored by another means. Antiquing can be applied after stamping in place of powdered release to add depth and dimension to stamped concrete or at any time in the life of the concrete. Our products cut down on the application mess associated with powdered release and create lasting color that won't erode from the surface if the concrete sealer is properly maintained over time.

Sample Testing with DCI Liquid Colored Antique: One of this product's most persuasive qualities is the ease of sample testing. Liquid Colored Antique Concrete Stain can be applied directly to the concrete for color matching and technique. Direct Colors offers 30 colors in individual samples and kits of six to help determine which color or colors work best. Once a choice has been made, the sample areas can be scrubbed off using a soft bristle brush and an organic degreaser and water solution.



Surface Preparation, Mixing Instructions and Application: The concrete should be clean, free of any loose debris, especially flaking or damaged sealer before applying. Liquid Colored Antique can be applied on top of existing sealer as long as the sealer is in good condition and properly adhered to the concrete. Damaged, milky or flaking sealer will need to be stripped and/or sanded off prior to use. Power washing outdoor concrete on a low setting should quickly and easily remove most contaminants.

Stir or shake the product vigorously before pouring into the sprayer. Failure to properly shake to combine the stain will result in uneven color results. Spray the product using a pump-up fence and deck sprayer onto a clean, dry concrete surface. Allow a minimum 6-8 hours drying time between the final coat of stain and the first coat of concrete sealer. Liquid Colored Antique Concrete Stain samples can be applied to the project concrete for testing purposes using foam brushes and later removed with soapy water and a bristle brush. Liquid Colored Antique Samples or Sample Kits are available for testing, touch-up work or smaller projects.

Coverage Rate and Drying Time: Liquid Colored Antique coverage rate for the average concrete slab is 200 sq. ft. per gallon and is influenced by several factors, including surface porosity, existing color, texture, age and desired final concrete color. Rougher, more porous concrete will require additional product to for full color development. Two or more colors may be applied if desired. Depending on surface conditions, apply a minimum of two stain coats for best results. More coats will be necessary for more porous concrete. Always apply test areas prior to beginning the project to determine how much product will be needed for any given concrete slab.



Allow a minimum 6-8 hours drying time between the final coat of stain and the first coat of concrete sealer. All decorative concrete surfaces must be sealed with a quality concrete sealer to maintain their color and general appearance over time. For best results with Liquid Colored Antique, sealers should be either sprayed on or carefully applied with a short-napped roller.