




# Landscaping Glass Color Chart




## Affordable, Colorful, Multi-Purpose

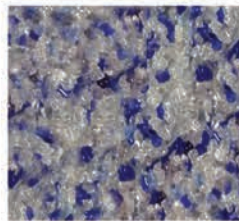
Direct Colors Offers a Full Range of Glass Aggregate Colors and Sizes for Firepits, Koi Ponds, Fountains, Garden Decor, Outdoor Entertainment Areas and other Landscape Applications.




Deep Sea




Carnival Clear



Clear Blue



Fresh Water




Landscape Green



Brown

Our Safe-to-Work-With Glass Ranges in Size from 1/4" to 2" and Larger and is Available in Six Colors.



Popular Landscaping Glass Applications:  
Outdoor Living Areas, Fire Pits,  
Water Features, Garden Decor





# How to Landscape with Glass Aggregate

Landscaping Glass Aggregate is becoming more and more popular with home and business owners for outdoor projects of all kinds. Produced from the crushing of glass bottles and containers as part of the recycling process, glass destined for the landscape is polished to remove sharp edges, making it safe for children and pets. Glass adds color in ways that cannot be duplicated with other mulching materials and does not fade like natural mulch so preserve a tree and reduce waste by choosing recycled glass aggregate for your next decorative project!



For pennies on the dollar, Decorative Landscaping Glass gives landscape designers, decorators and homeowners an opportunity to create a brilliant water or garden feature for your home, business or client. Direct Colors offers substantial discounts to our in-store customers so stop by and see us. You'll be glad you did!



## Fire Pits

Add glass aggregate around the base of a propane or natural-gas fire pit. Spread a thin layer of the crushed glass around the bottom of the pit to add sparkling color when a fire is lit. Use glass colors that contrast with or complement the pit itself or the surrounding color theme in the outdoor area.

## Garden Decor

Place glass aggregate in the landscape as a mulch instead of miniature pine bark nuggets, shredded cypress bark or pine straw. Use glass colors that blend with the theme or color of the landscape area. Work glass aggregate in around landscape lighting for visual impact at night. Choose larger sized glass in areas where water runoff is expected or possible.



## Water Features

Create circles or squares of brightly colored glass aggregate around the base of fountains, statues or specimen plants for emphasis and to draw attention to the object or area. Customize your water feature to compliment your taste with Landscape Glass. Select larger sized glass for features with waterfalls or the like to minimize glass movement.

## Outdoor Landscaping

Mix glass aggregate with pea gravel and other gravel types used in walkways and paths. Choose glass colors that complement the surrounding landscape, garden theme or structures.



## Key Landscaping Glass Features:

- Easy-to-Use and safe to handle for any garden or water feature
- Adds color and vibrancy to any project or display even in small amounts
- Landscaping glass can be used in any fire pit or fire place
- Combine multiple glass sizes and colors to create colorful fill for patio pavers
- Safe for aquatic use in koi ponds, fountains, aquariums and more